



Sleaford  
Neighbourhood  
Development  
Plan

# Baseline Survey Results November 2020


Janet Clark

community  
Lincs

PART OF YMCA LINCOLNSHIRE

# Purpose of Survey

- Provide information of the main issues and concerns : Local residents, businesses, people that work in the town
- To inform the development of a detailed household survey for distribution in early 2021



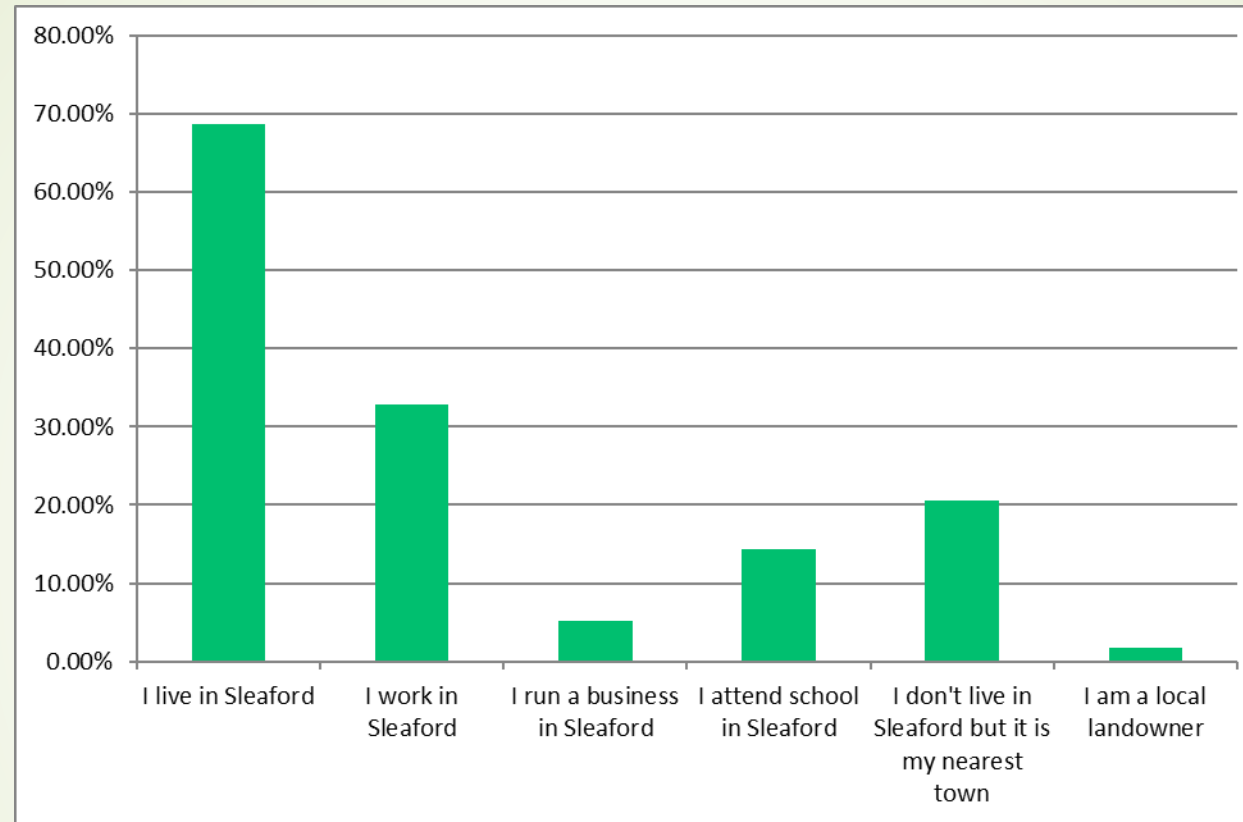
# Survey distribution and response numbers

- 200 surveys were printed
- Survey also available on line
- 409 responses were collected
- Online response numbers: 371
- Paper responses: 38

# Survey results

- The survey contained 5 questions - 2 closed and 3 open ended
- The analysis that follows provides an overview of the salient points
- A table containing all the individual responses will be made available to the working group

# Q1: What is your connection with Sleaford? (Tick all that apply)



409 responses were recorded

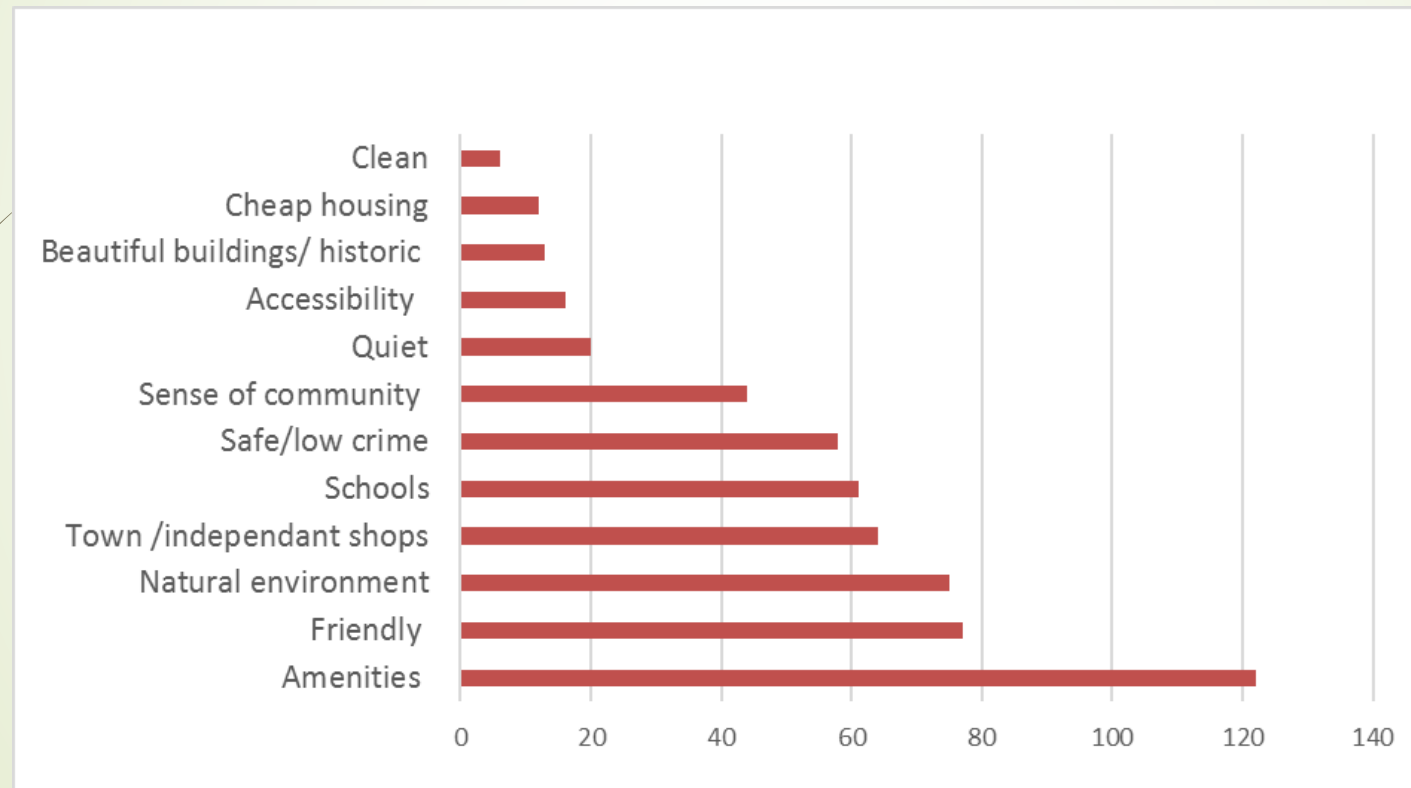
The majority of respondents indicated that they live in Sleaford

Almost a third work in the town

The survey was not completed by many respondents from the business community

## Q 2: What do you like about Sleaford ?

- 397 responses were recorded and loosely categorised:



Graph illustrates responses in ascending order

## Q2 What do you like about Sleaford?

River Sleamany people friendly interesting Nothing places little near also character  
Small friendly cheap housing love train station easy Cogglesford Mill great attractive  
family variety facilities fairly buildings still countryside needs feel enough  
friendly people size quiet Low crime rate safe high street local  
size town nice housing community services S cities  
good schools pretty river pleasant Friendly  
town centre shops Feels safe good small market town  
town clean schools Generally small Hub areas children  
Small town big people easy walk restaurants  
community spirit walk safe place live live Market market town quaint lot  
history Sleaford library lovely Convenient park reasonable close green spaces  
cafes generally friendly amenities local amenities location old buildings  
sense community open friendly town well etc historic Beautiful central  
independent shops atmosphere market place community feel

Word  
Cloud



### 3. What do you not like about Sleaford ?

Column 1	Column 2	Column 1	Column 2
Anti Social behaviour/ community safety	37 comments: 25 references to drugs and drug taking	Housing and Growth	39 comments: 30 relate to lack of infrastructure support and related services with new housing development
Businesses/Employment	6 comments	Location	4 comments: distance from bigger towns, area not attracting funding
Connectivity	14 comments: poor and lack of cycle paths/ ways	Parking	41 comments : 24 relate to expensive parking
Environment	21 comment: 14 reference to litter/ town looking dirty	Retail / High Street	158 comments: lack of variety of shops/ empty shops most common response
Facilities/Leisure Activities	72 comments: 37 reference poor facilities for young people, 34 reference general lack of facilities, 16 that there is no cinema	Roads /Traffic	200 comments: congestion, dislike of one way system a common response. 21 references to school children in relation to peak times one cause of congestion.
Health	11 comments: 9 reference to inadequate GP, Hospital services	Public Transport	13 comments : availability/ lack public transport
Heritage	5 comments: monuments and buildings	Other	35 comments that were difficult to categorise

399 responses were recorded and are loosely categorised in this table



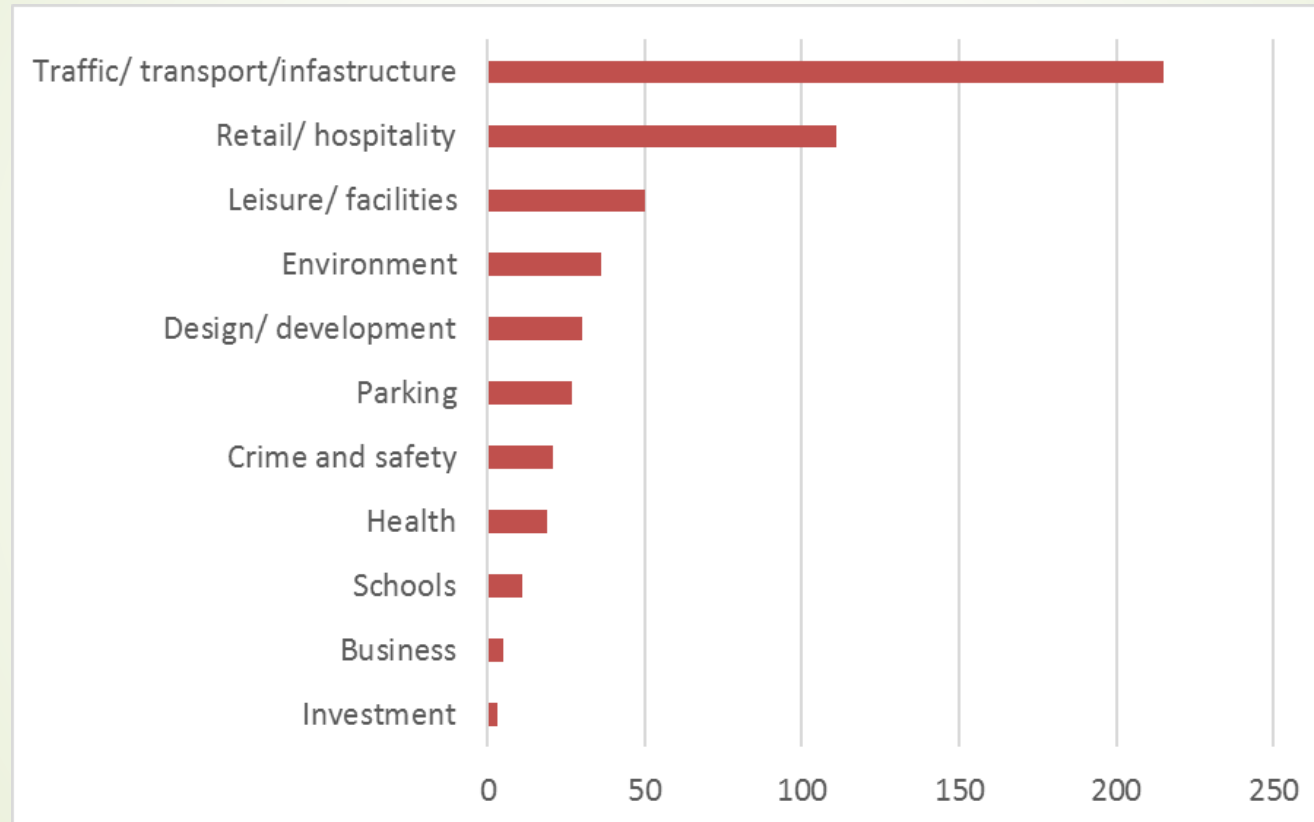


Word  
Cloud

### Q3 What do you not like about Sleaford?

large rent times day limited amenities see supermarkets much traffic little feel congested  
infrastructure live look shame use take run investment going go town amount car park  
causing charity shops local Lack facilities lack shops bus  
Traffic congestion around buildings cars much many charity shops  
town centre around town high street walk area services  
needs even enough cinema shops make town  
range shops traffic pavements lack congestion roads big  
schools well parking houses built one way system  
many empty shops people Also many retail empty shops cycle poor  
choice shops better young people centre school children Litter shops closing Nothing  
streets number think places hate houses side one Paying Sleaford affordable children  
things issues safe cycle paths bad high Small lot new houses busy especially

# Q4: What changes do you see as a priority ?



528 responses were recorded and loosely categorised in this table in descending order

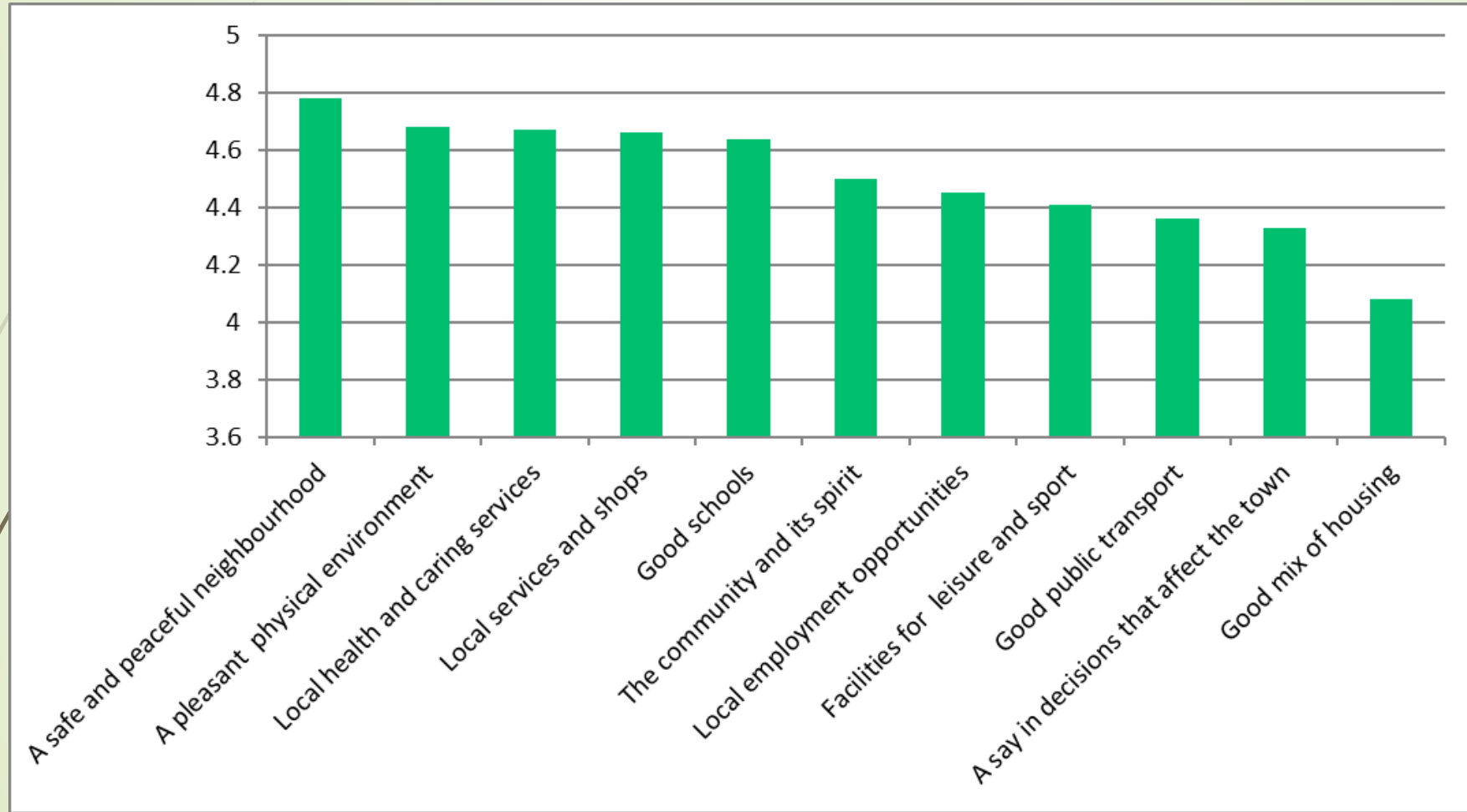


Word  
Cloud

### Q4 What changes / improvements would you class as a priority?

cycle paths Bypass less outside attract small coming rid ways Traffic issues increase  
 traffic lights bigger shops open Car parking Holdingham roundabout infrastructure  
 improvement centre investment public transport congestion Encourage rather  
 facilities much Tesco Southgate Traffic flow times going filled used  
 improve traffic flow high street Bass Maltings town centre Stop  
 build support parking back better litter need one way system  
 make around town shops Boston Road town  
 leisure facilities roads market Traffic street Sleaford  
 provide school ones people local improved charity shops  
 area houses businesses travel keep access Move link police see etc  
 tidier Free parking safer cinema proper development maybe doctors  
 market place empty shops level crossing allow reduce traffic also take retail place  
 services community bring spend walk cheaper change Better shops

# Q5: The following are important to you



409 responses were recorded. The graph illustrates responders weighted response in descending order